


Under jurisdiction of Nagpur Court only		
WESTERN COALFIELDS LIMITED (A Miniratna-Cat-1.Govt.as of India Undertaking)		Office of the GENERAL MANAGER(M&S)
Regd.Office,Coal Estate,Civil Lines Nagpur-440001 Tel.No. No.0712-2511061 – 2511323 FAX No.2512977		

NGP/WCL/S&M/Comm/ 2629

18.04.19


NOTICE

Sub: Performance Incentive bills of Private parties for Phase – I & Phase – II for FY 2017-18

The partywise details of the Performance Incentive bills payable of Private parties for Phase – I & Phase – II for FY 2017-18 is enclosed at **annexure – I**.


The consumers, whose names are appearing in the sheet enclosed, are advised to make the payment of the Performance Incentive bills at the earliest.

Encl: a.a.


18/4/2019
General Manager (M&S)

Copy:

1. GM (System), WCL | with a request to host the notice on WCL's website
2. CM (M&S) (C&C), WCL/ CM (M&S) (RS), WCL
3. Sr Manager (M&S)(Oprn), WCL/ Sr Manager (F)(SA), WCL


31.21
25/4

Annex-I

PARTY CODE	PARTY NAME	Phase-I	Phase-II	Total
		GROSS INCEN	GROSS INCENTIVE	
5,017,005	Vardhaman Acrylics Limited (CP	0	6020	6020
5,017,005	Vardhaman Acrylics Limited (CP	0	280793	280793
5,017,005	Vardhaman Acrylics Limited (CP	0	100764	100764
5,017,005	Vardhaman Acrylics Limited (CP	0	527444	527444
5,017,005 Total		0	915021	915021
5,437,002	JK Paper Ltd.(Process Plant)	19401	298538	317939
5,437,002	JK Paper Ltd.(Process Plant)	155045	483166	638211
5,437,002	JK Paper Ltd.(Process Plant)	128820	369361	498181
5,437,002 Total		303266	1151065	1454331
11,017,002	Raymond Limited (CPP of 11.5 M	0	11618	11618
11,017,002	Raymond Limited (CPP of 11.5 M	0	1429043	1429043
11,017,002	Raymond Limited (CPP of 11.5 M	0	301730	301730
11,017,002 Total		0	1742391	1742391
11,047,001	Vindhya Papers	0	6422	6422
11,047,001	Vindhya Papers	0	6422	6422
11,047,001	Vindhya Papers	0	63268	63268
11,047,001 Total		0	76112	76112
11,107,001	Raymond Limited	36245	0	36245
11,107,001 Total		36245	0	36245
11,127,001	Associated Alcohols & Brewerie	16370	0	16370
11,127,001 Total		16370	0	16370
11,157,004	Itarsi Oils and flours Pvt. L	178029	0	178029
11,157,004 Total		178029	0	178029
11,157,005	Khandwa Oils (a unit of Itarsi	5446	0	5446
11,157,005	Khandwa Oils (a unit of Itarsi	11942	0	11942
11,157,005	Khandwa Oils (a unit of Itarsi	47877	0	47877
11,157,005 Total		65265	0	65265
11,157,014	Ruchi Soya Industries Ltd. (Ex	0	8979	8979
11,157,014	Ruchi Soya Industries Ltd. (Ex	0	56748	56748
11,157,014	Ruchi Soya Industries Ltd. (Ex	0	13784	13784
11,157,014 Total		0	79511	79511
11,197,002	Ruchi Soya Industries Ltd. (VF	25018	0	25018
11,197,002	Ruchi Soya Industries Ltd. (VF	50135	0	50135
11,197,002	Ruchi Soya Industries Ltd. (VF	3057	0	3057
11,197,002 Total		78210	0	78210
11,447,001	MOIL Limited (CPSU)	0	30293	30293
11,447,001 Total		0	30293	30293
12,017,002	Indo Afrique Paper Mills (P) L	0	3714	3714
12,017,002	Indo Afrique Paper Mills (P) L	0	5349	5349
12,017,002	Indo Afrique Paper Mills (P) L	0	11627	11627
12,017,002	Indo Afrique Paper Mills (P) L	0	2985	2985
12,017,002	Indo Afrique Paper Mills (P) L	0	58696	58696
12,017,002 Total		0	82371	82371
12,017,003	Indo Rama Synthetics (I) Ltd.	0	41276	41276
12,017,003	Indo Rama Synthetics (I) Ltd.	0	3510733	3510733
12,017,003	Indo Rama Synthetics (I) Ltd.	0	966337	966337
12,017,003	Indo Rama Synthetics (I) Ltd.	0	128378	128378
12,017,003	Indo Rama Synthetics (I) Ltd.	0	1529416	1529416
12,017,003 Total		0	6176140	6176140
12,017,009	Raymond UCO Denim Pvt.Ltd.(CPI	0	7439	7439
12,017,009	Raymond UCO Denim Pvt.Ltd.(CPI	0	17686	17686
12,017,009	Raymond UCO Denim Pvt.Ltd.(CPI	0	18099	18099
12,017,009	Raymond UCO Denim Pvt.Ltd.(CPI	0	6744	6744

12,017,009	Raymond UCO Denim Pvt.Ltd.(CP	0	40652	40652
12,017,009	Raymond UCO Denim Pvt.Ltd.(CP	0	276998	276998
12,017,009 Total		0	367618	367618
12,017,011	The Sanjivani (T) Sahkari Sakh	0	113299	113299
12,017,011	The Sanjivani (T) Sahkari Sakh	0	108911	108911
12,017,011	The Sanjivani (T) Sahkari Sakh	0	42424	42424
12,017,011	The Sanjivani (T) Sahkari Sakh	0	586082	586082
12,017,011 Total		0	850716	850716
12,037,004	ACC Limited	0	127558	127558
12,037,004	ACC Limited	0	1388060	1388060
12,037,004	ACC Limited	0	225427	225427
12,037,004	ACC Limited	0	328658	328658
12,037,004 Total		0	2069703	2069703
12,047,002	BILT Graphic Paper Products Li	0	2053573	2053573
12,047,002	BILT Graphic Paper Products Li	0	1514743	1514743
12,047,002	BILT Graphic Paper Products Li	0	114224	114224
12,047,002	BILT Graphic Paper Products Li	0	51304	51304
12,047,002	BILT Graphic Paper Products Li	0	110237	110237
12,047,002 Total		0	3844081	3844081
12,047,003	Hardoli Paper Mills Ltd.	2503	4869	7372
12,047,003	Hardoli Paper Mills Ltd.	21228	45105	66333
12,047,003 Total		23731	49974	73705
12,047,004	INDUS PAPER BOARDS PVT. LTD	13401	0	13401
12,047,004	INDUS PAPER BOARDS PVT. LTD	33573	0	33573
12,047,004	INDUS PAPER BOARDS PVT. LTD	6724	0	6724
12,047,004 Total		53698	0	53698
12,047,005	KAYGAON PAPER MILLS LTD.	0	98803	98803
12,047,005	KAYGAON PAPER MILLS LTD.	0	49799	49799
12,047,005 Total		0	148602	148602
12,047,007	Malu Paper Mills Ltd.	0	564812	564812
12,047,007	Malu Paper Mills Ltd.	0	1738	1738
12,047,007 Total		0	566550	566550
12,047,008	Nath Pulp and Paper Mills Ltd	0	380959	380959
12,047,008	Nath Pulp and Paper Mills Ltd	0	430293	430293
12,047,008 Total		0	811252	811252
12,047,009	Nice Papers Limited	28938	22895	51833
12,047,009	Nice Papers Limited	29177	25790	54967
12,047,009	Nice Papers Limited	11186	10523	21709
12,047,009 Total		69301	59208	128509
12,047,010	Rasik Papers	0	11919	11919
12,047,010	Rasik Papers	0	41618	41618
12,047,010	Rasik Papers	0	5959	5959
12,047,010	Rasik Papers	0	11844	11844
12,047,010 Total		0	71340	71340
12,287,003	Ankit Pulps & Boards Pvt.Ltd.	1758	0	1758
12,287,003 Total		1758	0	1758
12,407,001	Gopani Iron & Power (India) Pv	0	622876	622876
12,407,001	Gopani Iron & Power (India) Pv	0	68194	68194
12,407,001	Gopani Iron & Power (India) Pv	0	194357	194357
12,407,001	Gopani Iron & Power (India) Pv	0	492533	492533
12,407,001	Gopani Iron & Power (India) Pv	0	12083	12083
12,407,001	Gopani Iron & Power (India) Pv	0	172984	172984
12,407,001 Total		0	1563027	1563027
12,407,002	LLOYDS METALS AND ENERGY I	0	840598	840598
12,407,002	LLOYDS METALS AND ENERGY I	0	5876110	5876110

12,407,002	LLOYDS METALS AND ENERGY I	0	417746	417746
12,407,002	LLOYDS METALS AND ENERGY I	0	87443	87443
12,407,002	LLOYDS METALS AND ENERGY I	0	29390	29390
12,407,002 Total		0	7251287	7251287
12,427,004	UltraTech Cement Ltd. (CPP of	1182387	0	1182387
12,427,004 Total		1182387	0	1182387
12,437,002	Indo Afrique Paper Mills (P) L	0	15426	15426
12,437,002	Indo Afrique Paper Mills (P) L	0	45997	45997
12,437,002 Total		0	61423	61423
12,447,001	MOIL Limited (CPSU)	0	129806	129806
12,447,001 Total		0	129806	129806
12,467,001	Purti Power & Sugar Ltd. (24.5	300104	0	300104
12,467,001	Purti Power & Sugar Ltd. (24.5	3502270	0	3502270
12,467,001	Purti Power & Sugar Ltd. (24.5	165582	0	165582
12,467,001 Total		3967956	0	3967956
Grand Total		5976216	28097491	34073707

gus
IT
by
IT